

Your Count Program

You are going to create your own count program.

You must decide before you begin what you are going to do for your program.

What is your character going to be?

What happens to your character once the count is complete.

Will your idea require more than one character?

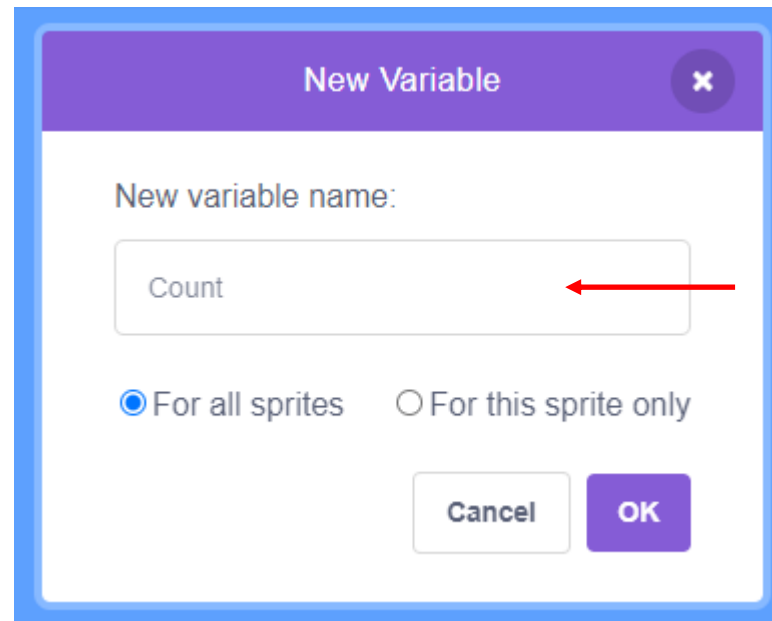
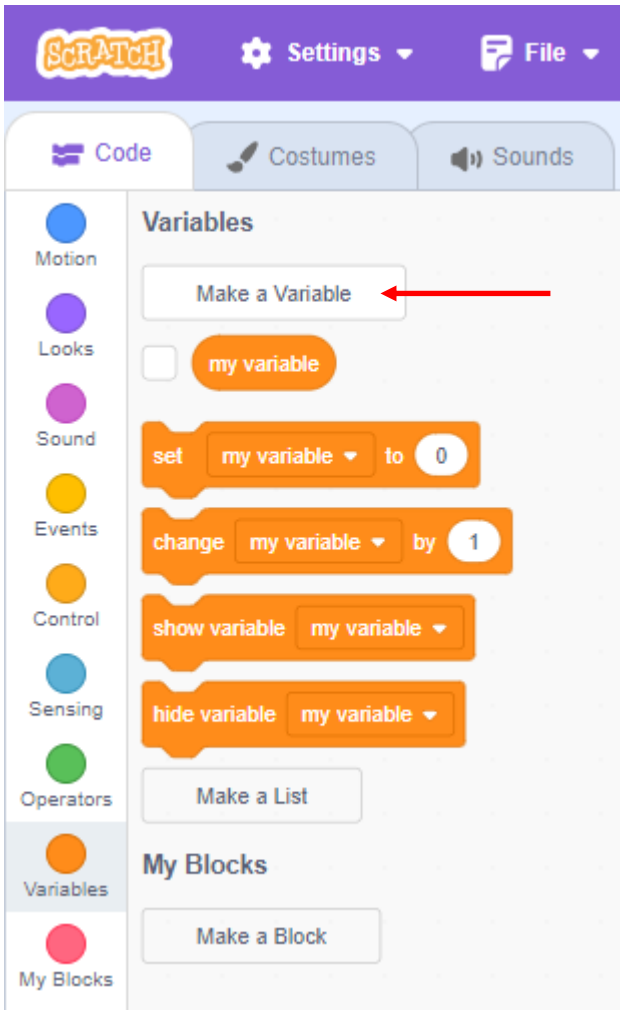
Take a moment to think about the many ways in which counting is used before a certain action happens, as part of an activity, or as a way to end an activity.

What are you going to do?

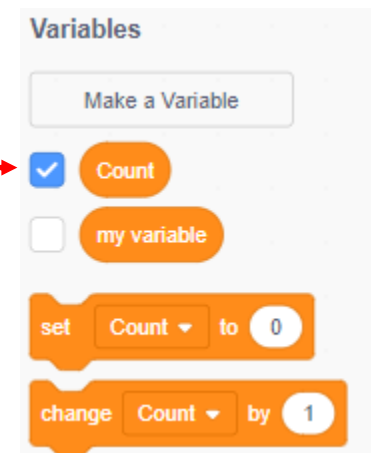
Share your idea with Mr. Desmond.

1) Start a new project. Choose a character.

2) Create a variable. Name your new variable "Count".



Keep this checked. →



3) Create the code sequence or sequences you need to make your program work.

Add extra bits to make your scene look realistic.

Do you need more than one character?

Create the code for that character.

Show Mr. Desmond how your code works.